







This is an indicative layout, for general information only. Some details such as the exact position of fittings and the inclusion or omission of some smaller fittings may vary from unit to unit.

- | | | | |
|---|-------------------------|---|----------------------------|
|  | Consumer Unit |  | Electricity connection box |
|  | PIR Sensor |  | Cold water heater |
|  | Under-sink water heater | SC | Door closer |
| | Hot and Cold push taps |  | Water in / waste out |



Jarvie Plant Ltd
 Dalgrain Road, Grangemouth FK3 8ET
 Tel : 01324 496500 Fax : 01324 665471
 www.jarvieplant.co.uk Email: info@jarvieplant.co.uk

24 x 10 5+1 Toilet, Prime Specification

Revision: 00, Jul 18
 AC65-0555